

UCR BUDGET AND FINANCIAL FUNDAMENTALS

NOVEMBER 1, 2023

CAMPUS BUDGET OVERVIEW

Revenue and Expenses in FY22-23

~\$1.2 billion total revenues and expenditures

Core revenue (state funds, tuition) plus Student Fees, Contract & Grants, Gifts, Sales & Service, and Auxiliary Services.

~\$712 million core revenues and expenditures

Core revenue (state funds, tuition, F&A) used to fund the teaching and research operations for the campus

Projected Revenue and Expenses for FY23-24

~\$1.3 billion total budgeted revenues and expenditures

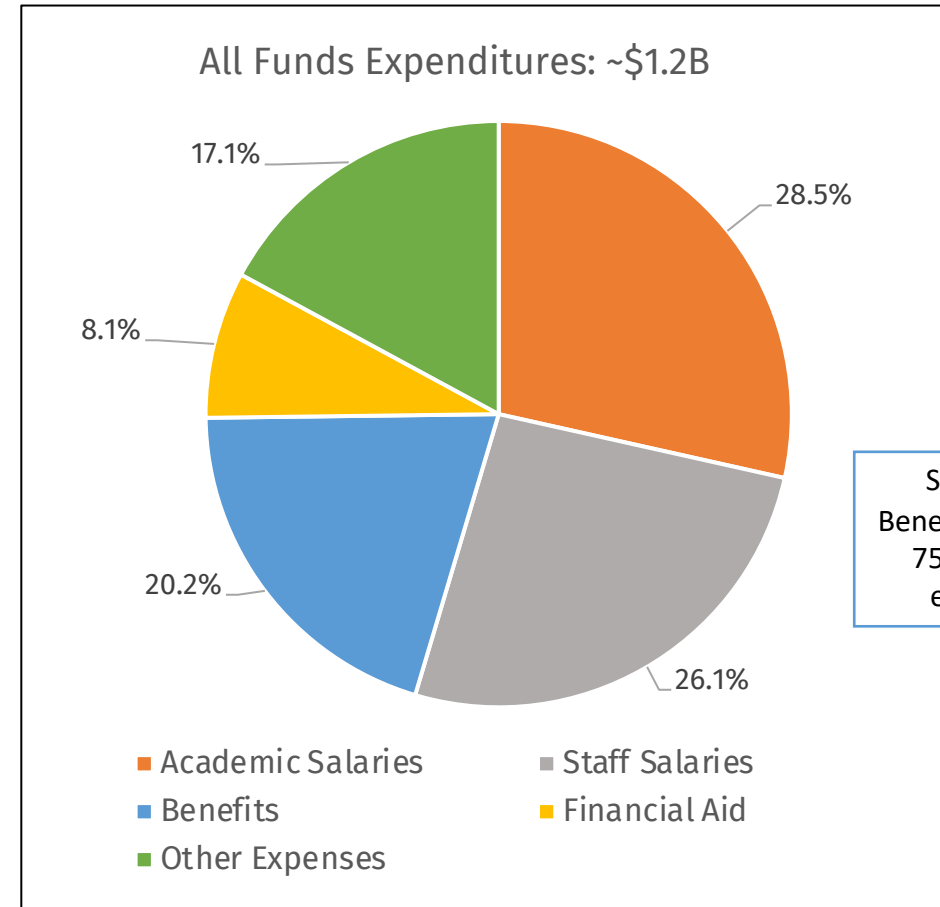
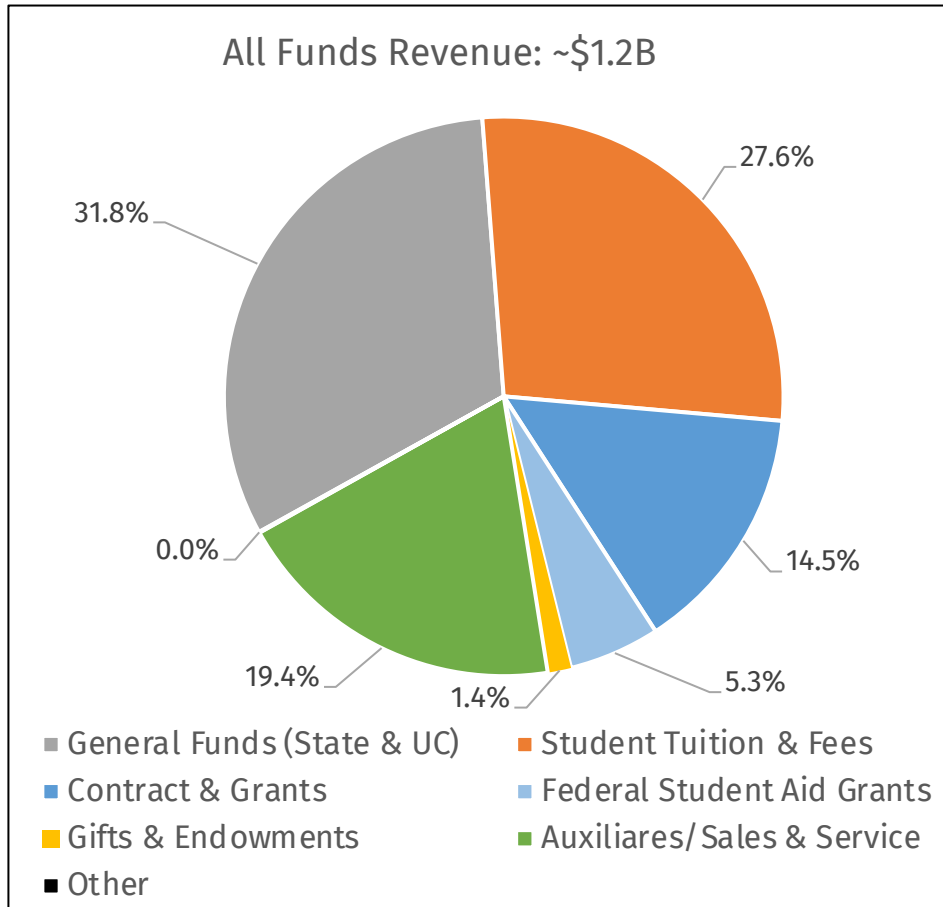
Core Budget plus Student Fees, C&G, Gifts, Sales & Service, and Auxiliaries

~\$748 million core budgeted revenues and expenditures

Core used to fund the teaching and research operations for the campus

CAMPUS BUDGET OVERVIEW

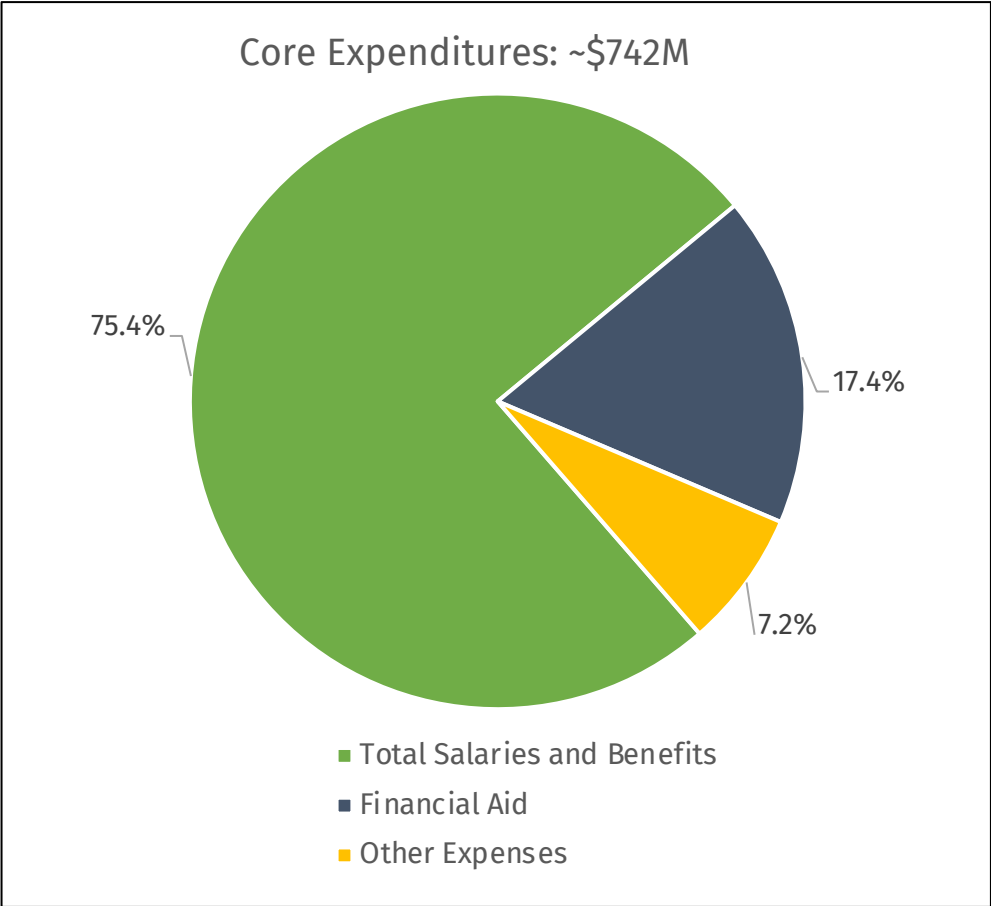
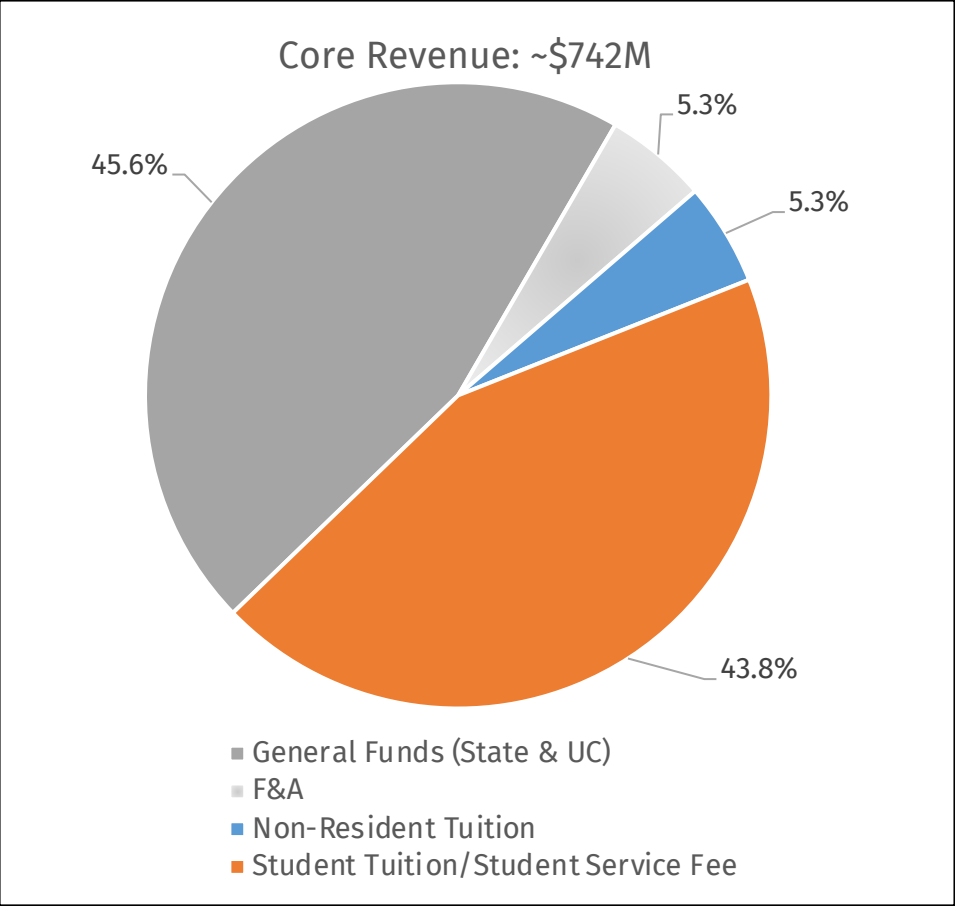
FY23 All Funds Revenue and Expenditures



Salaries & Benefits make up 75% of total expenses

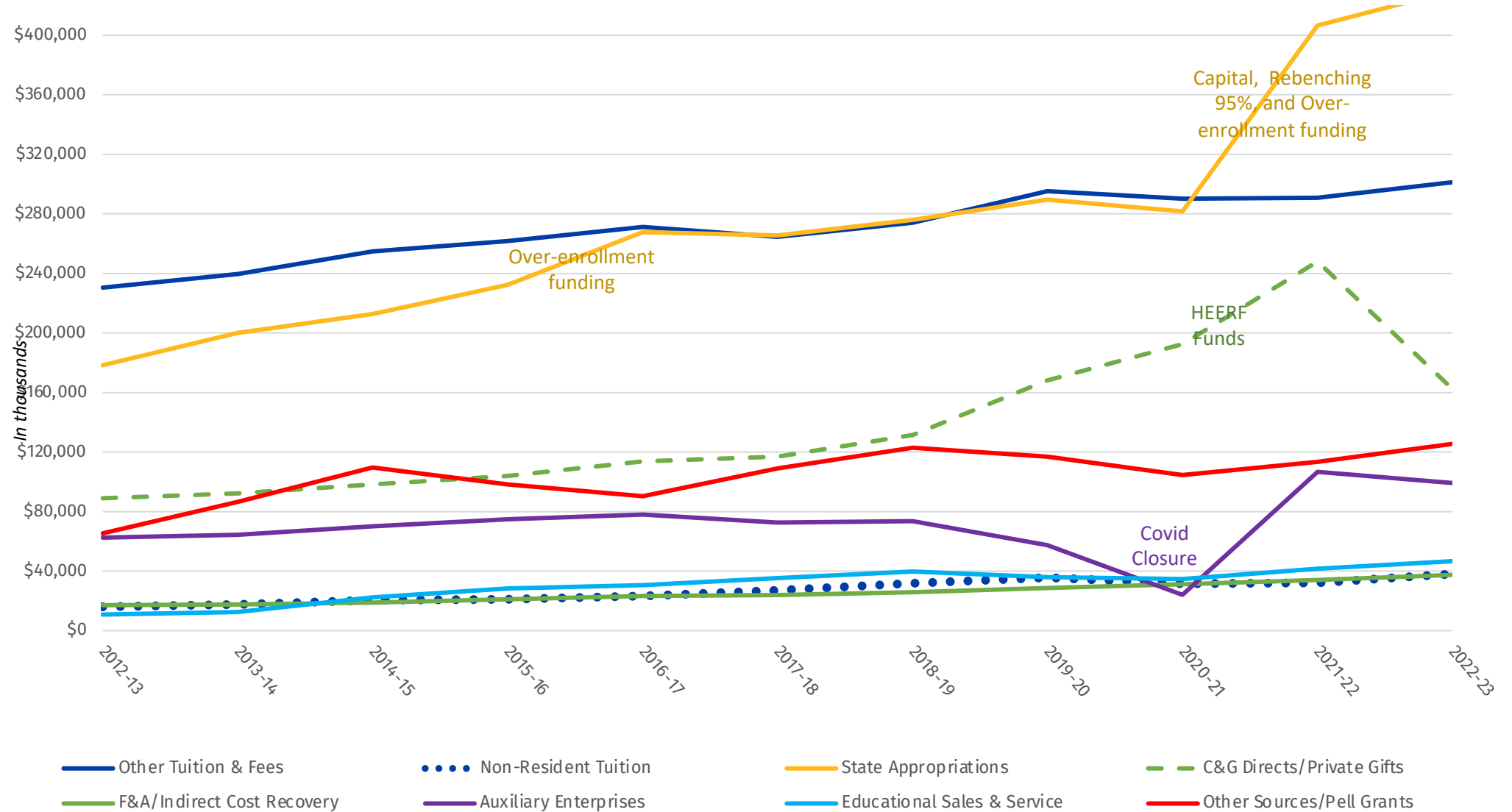
CAMPUS BUDGET OVERVIEW

FY23 Core Revenue and Expenditures



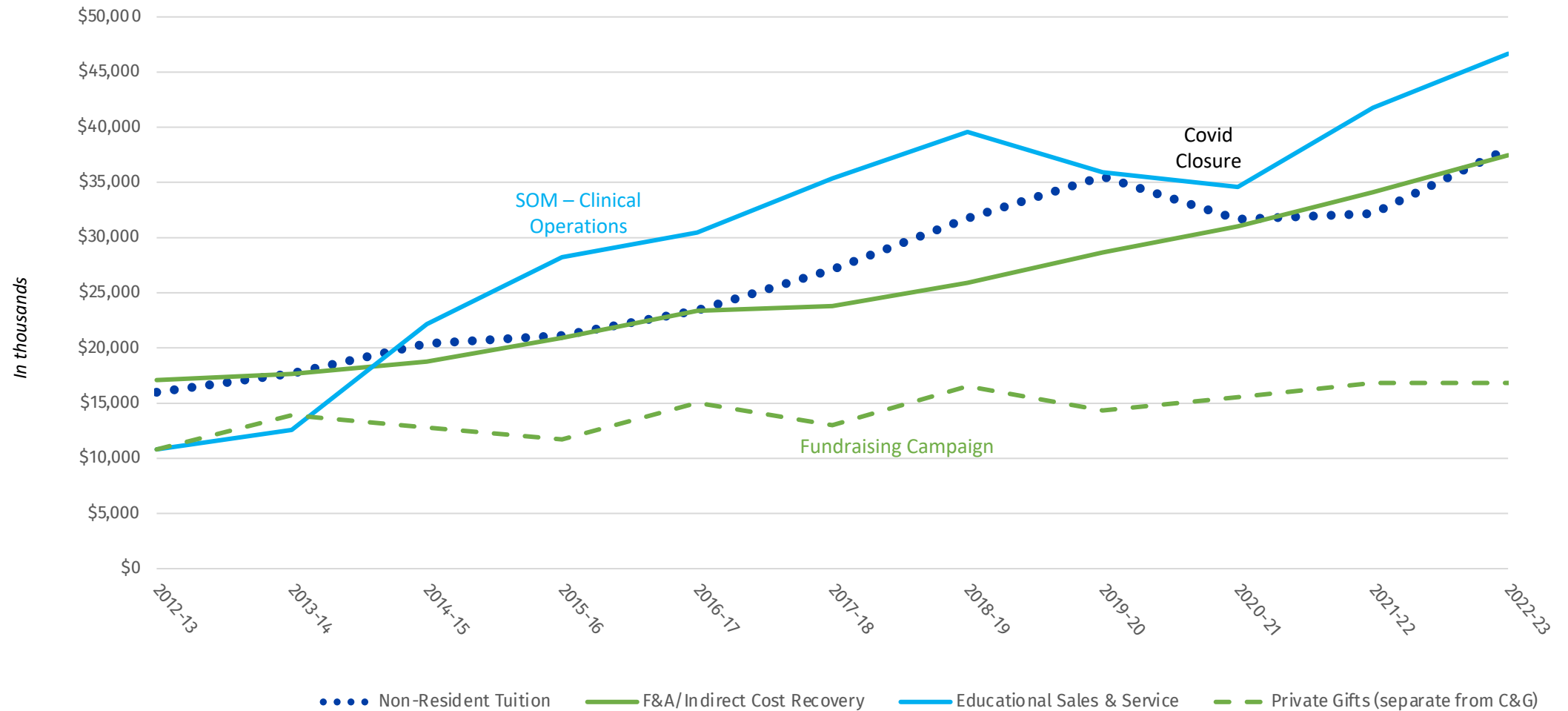
CAMPUS BUDGET OVERVIEW

UCR Major Revenue Streams over time



CAMPUS BUDGET OVERVIEW

UCR Major Revenue Streams over time – Zoom in view of revenue streams under \$50K



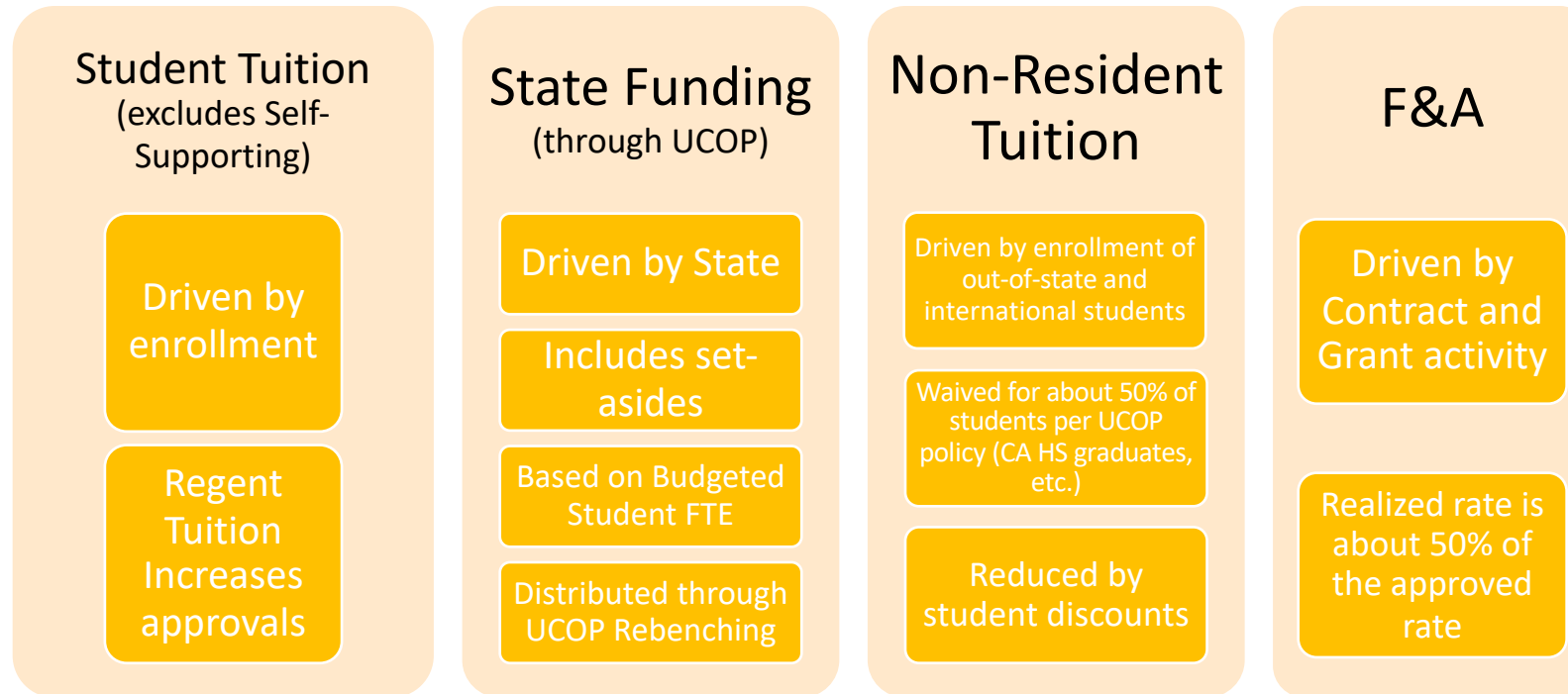


BUDGET MODEL – DRIVERS

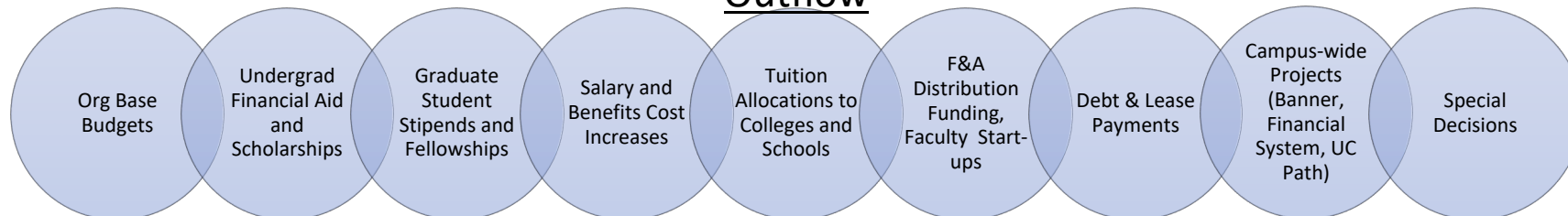
CAMPUS BUDGET OVERVIEW

UCR Major Core Revenue Flows

Inflow



Outflow



CAMPUS BUDGET OVERVIEW

UCR Major Core Revenue Variables

01

Tuition Increases

(excludes Self-Supporting)

- Tuition and Non-Resident Tuition provide ~50% of our core revenues
- Tuition and Non-Resident Tuition changes require Regental approval

02

State Funding Increases

- State funding provides ~46% of our core revenues
- Based on FTE enrollment (average unit loads) and defined set-asides
- Negotiated by UCOP and CA Legislature, Governor

03

Student Enrollment Growth

- Additional tuition & state funds (offset by costs)
- Enrollment of self-supporting Masters & non-residents provide additional revenue
- Based on Budgeted FTE, with occasional true-ups to actuals
- Limited by current human and capital infrastructure

CAMPUS BUDGET OVERVIEW

Major Core Revenue Variables

04

UCOP Rebenching Model

- The UCOP process to allocate state funds to each of the campuses based on student enrollment (FTE of CA Residents)
- UCOP also allocates state funds to “set-asides”
- UCOP determines model and is implementing minor changes such as 1.5x weighting for UG students from LCFF high schools. FY24 is likely the last year UCR will receive funding to achieve the 95% level of the UC average for state funding per unweighted student.

CAMPUS BUDGET OVERVIEW

Major Core Revenue Variables

05

UCOP Assessment

- This is how UCOP gets their annual operating budget
- Total assessment to UCR in FY22-23 = \$21M
- UCOP “charges” each campus an assessment fee to fund their central operations and has also transferred expenses previously covered by their budget as separate charges to campuses (UCDC, Library costs, etc.)
- UCOP determines model

06

Fixed Cost Increases

- Salary and Benefits for faculty and staff are the main drivers as well as other mandates from contract increases

CAMPUS BUDGET OVERVIEW

UCR's FY23 State Permanent Budget with Set-Asides Noted

Description	UCR Amount	Location
Agricultural Exp Stations (Ag Ops)	\$35,532,546	UCB, UCD, UCR (set-aside currently adjusted for inflation)
SAPEP	\$689,323	All campuses (set-aside currently adjusted for inflation)
SAPEP – Rotating	\$1,620,250	All campuses (Perm funding reallocated between campuses every 3 years)
Fixed Cost Set-Aside	\$15,000,000	Rebenching Campuses (all campuses except UCM and UCSF)
Unweighted Bud Enrollment (95% UC avg)	13,539,794	UCR, UCSC, UCSB
SOM	\$40,000,000	UCR Only
Multi-Campus Labor Center Initiative (CHASS)	500,000	UCD, UCI, UCR, UCSC (UCB, UCLA, UCM received \$3M each)
Improve Grad Rates	\$1,600,000	UCM, UCR, UCSC, UCSB
Dream Loan Program	\$380,000	All campuses
Student Basic Needs	\$1,240,000	All campuses
Student Rapid Rehousing	\$307,000	All campuses
Student Mental Health	\$2,139,000	All campuses
Former Foster Youth	734,000	All campuses
Carceral System Impacted	424,000	All campuses
Undocumented Student Services	594,000	All campuses
Common Learning Mgmt System (Canvas)	106,900	All campuses
Summer FA	595,000	All campuses
Faculty Hiring Incentive Program	\$1,105,000	All campuses (3-year Perm funding reallocated between campuses for each award cycle)
USAP Financial Aid Program	\$761,000	All campuses (Perm funding reallocated between campuses every year)
UCR State Funding from set-asides	\$119,162,813	
UCR's State Funding based on Enrollment	\$235,381,482	Rebenching Funds which are adjusted for inflation with state funds
UCR's Total FY23 State Perm Budget*	\$355,309,295	

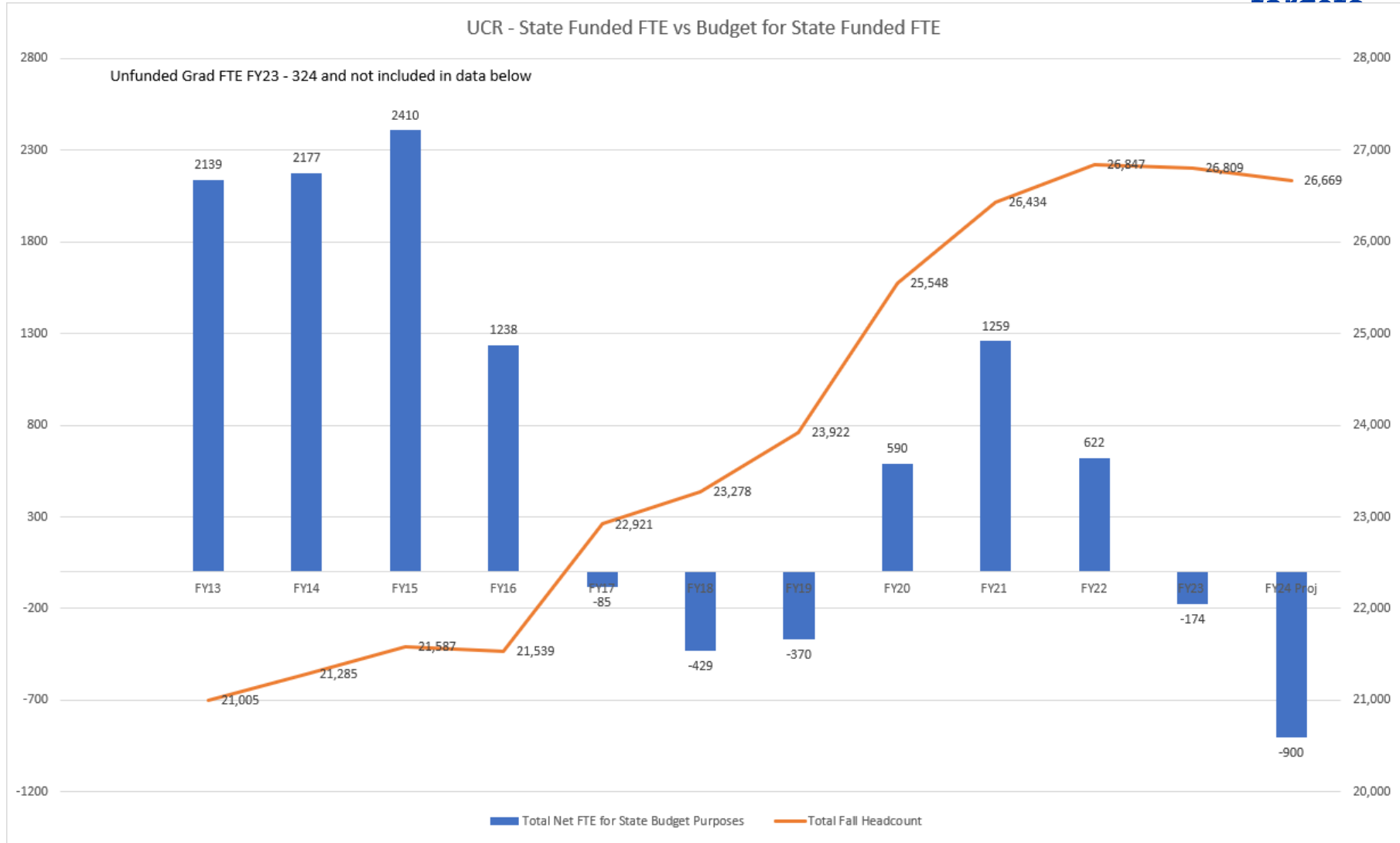
This is only the perm core funding from the state and does not include any carryforward or temp.

**Does not include the \$4.3M Perm Budget for Alianza UCMX*



CAMPUS BUDGET OVERVIEW

State Funding is dependent on a Campus meeting the UCOP approved budgeted student FTE targets





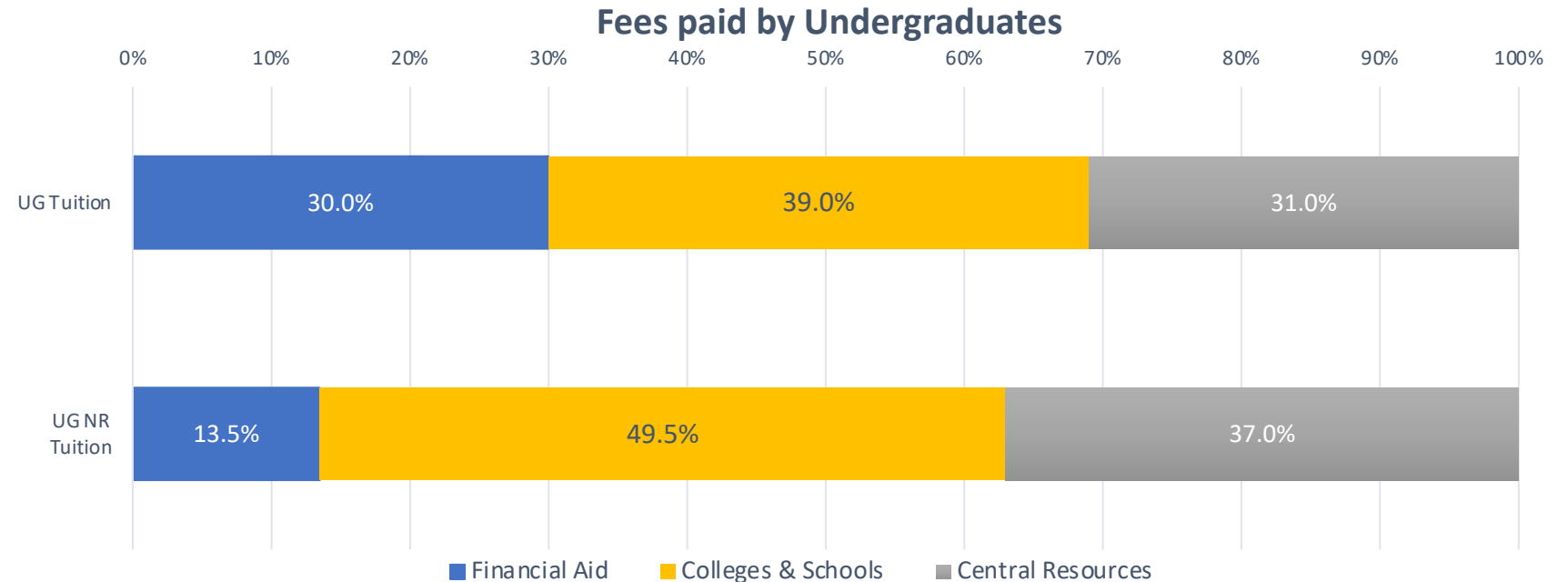
CURRENT BUDGET MODEL – REVENUE DISTRIBUTION

REVENUE DISTRIBUTION

Distribution of Tuition & Non-Resident Tuition based on Enrollment Growth

Approved Modifications

1. *FY19-20 - The UG NR Tuition percentages formula adjusted from 70%-to-30% for Colleges & Schools and 30%-to-70% for Campus Central Resources. These are the updated percentages as of FY23.*
2. *FY22-23 – The UG tuition formula implemented weighting on UG workload and UG NRT. In order to smooth the budget adjustments to Colleges & Schools, the Workload and Headcount was averaged between the unweighted prior year (FY22) and the weighted current year (FY23).*



- Prior to the Budget Model, all of the **College & School funding** went to the Campus Central Resources and allocations were made during the annual budget process based on unit budget proposals.
- In Budget Model, the tuition value is \$11,220 and the NR tuition values is \$29754. Any tuition increases go to central resource to cover fixed cost increases.

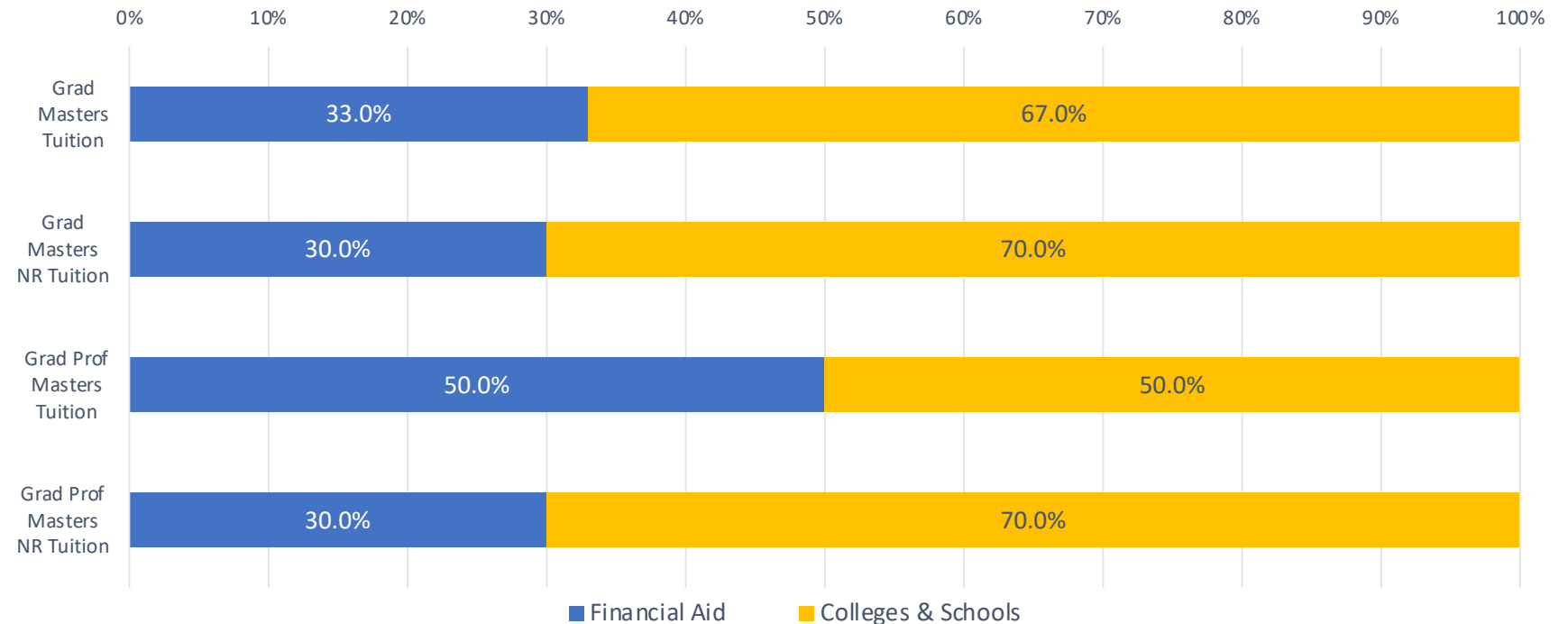
REVENUE DISTRIBUTION

Distribution of Tuition & Non-Resident Tuition based on Enrollment Growth

Approved Modifications

1. *FY22-23 – The Grad tuition formula implemented weighting on Grad tuition and Grad NRT. In order to smooth the budget adjustments to Colleges & Schools, the Workload and Headcount was averaged between the unweighted prior year and the weighted current year. (SOM is excluded from weighting.)*

Fees paid by Grad Masters Students

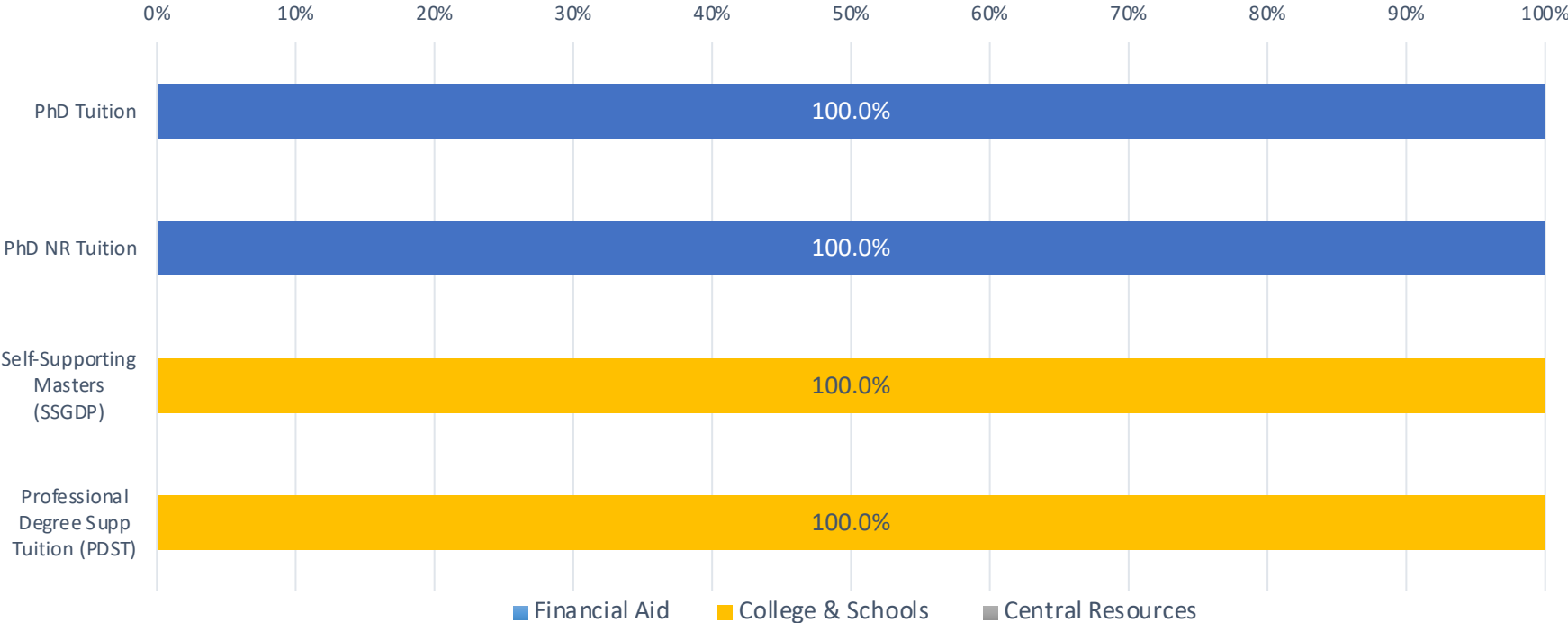


- Prior to the Budget Model, all of the **College & School funding** went to the Campus Central Resources and allocations were made during the annual budget process based on unit budget proposals.
- In Budget Model, the tuition value is \$11,220 and the NR tuition values is \$15,102 (Grad Masters)/\$12,245 (Grad Prof). There have not been or are there planned tuition increases on Graduate level NR tuition.
- All Financial Aid above goes to Grad Division to support PhD students.

REVENUE DISTRIBUTION

Distribution of Tuition & Non-Resident Tuition based on Enrollment Growth

Fees paid by PhD, Self-Supporting Masters, and Prof Masters Students



SSGDP and PDST programs are responsible for the Financial Aid set-asides from their revenue and should maintain the terms in the fee proposals submitted to UCOP and approved by the Regents

- Prior to the Budget Model, all of the College & School funding went to the Campus Central Resources and allocations were made during the annual budget process based on unit budget proposals.
- In Budget Model, the tuition value is \$11,220 and the NR tuition values is \$15,102 for PhD students.
- PDST Financial Aid must be spent on Professional Masters Students only.



CAMPUS CORE BUDGET IN ORGS

CAMPUS CORE BUDGET

Core Budget Summary as of 7/1/23

Core Budget includes:

- State General Funds
- UC General Funds
- Tuition
- Student Services Fee
- Non-Resident Tuition
- F&A (new as of 7/1/22)

Note: Funding for the salary/benefit cost increases effective 7/1 and 10/1 are not reflected in Org balances since they are allocated based on actuals.

Org	Subvention	Tuition	F&A	Total Core Budget
Academic Senate	1,873,454			1,873,454
Auxiliary Services	2,704,804			2,704,804
Bourns College of Engineering	30,068,842	19,103,847	3,930,002	53,102,691
Chancellor	13,044,900			13,044,900
Coll of Hum, Arts & Social Sci	49,986,231	49,277,225	1,271,611	100,535,067
College of Nat & Agr Sciences	82,578,761	29,256,354	7,907,190	119,742,305
Central Resources*	12,388,206			12,388,206
Enrollment Services	17,230,653			17,230,653
Fac- Plng - Design - Const	45,697,974			45,697,974
Graduate Division	3,171,465			3,171,465
Health, Well-being, and Safety	13,756,695			13,756,695
Info. Technology Solutions	32,641,093			32,641,093
International Affairs	2,054,282			2,054,282
Palm Desert Graduate Center	1,044,868			1,044,868
Planning, Budget & Admin	16,372,188			16,372,188
Provost/Exec Vice Chancellor	4,097,357			4,097,357
School of Business	6,108,614	9,443,489	104,409	15,656,512
School of Education	7,350,979	3,590,162	252,921	11,194,062
School of Medicine	44,236,213	1,909,151	1,036,209	47,181,573
School of Public Policy	5,157,519	1,167,802	230,998	6,556,319
UCR Intercollegiate Athletics	5,688,189			5,688,189
Undergraduate Education	10,727,917	4,334,640		15,062,557
University Library	17,669,200			17,669,200
Vice Chancellor - Research	5,425,117		5,986,260	11,411,377
Vice Chancellor - Univ Adv	21,475,945			21,475,945
Vice Chancellor Student Affairs	14,755,296			14,755,296
Graduate Financial Aid	-	25,966,725		25,966,725
Undergraduate Financial Aid	-	79,227,403		79,227,403
Total	467,306,762	223,276,798	20,719,600	711,303,160

*Does not include the estimated FY24 State allocations yet

QUESTIONS OR COMMENTS?

