






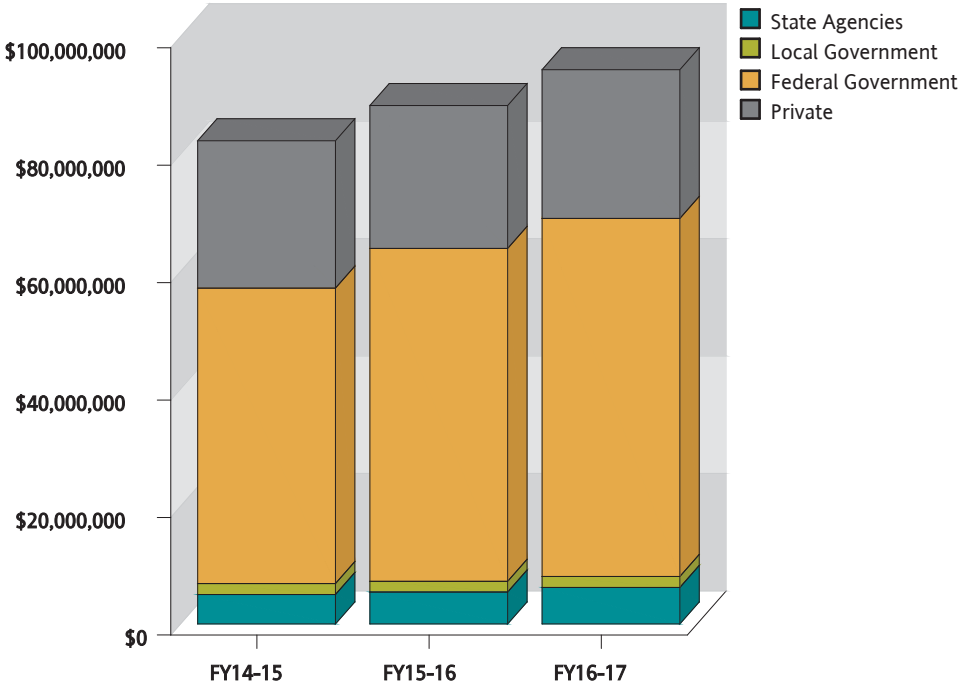
UNIVERSITY OF CALIFORNIA, RIVERSIDE
C&G Direct Expenditures Report by Fund Source
FY14-15 to FY16-17

Detail by Fund Source

Fund Category	Expenditures by Year			Percent (%) Change		Percent (%) of Total			Trend Line	FY18 as of Per 7
	FY14-15	FY15-16	FY16-17	FY15-16	FY16-17	FY14-15	FY15-16	FY16-17		
Federal Government	50,319,329	56,697,137	60,980,396	12.7%	7.6%	61.2%	64.2%	64.6%		35,987,020
Local Government	1,864,934	1,828,793	1,869,621	-1.9%	2.2%	2.3%	2.1%	2.0%		1,060,896
Private	25,094,693	24,332,704	25,325,759	-3.0%	4.1%	30.5%	27.6%	26.8%		15,296,437
State Agencies	5,005,900	5,426,599	6,211,261	8.4%	14.5%	6.1%	6.1%	6.6%		3,763,048
Grand Total	\$82,284,857	\$88,285,233	\$94,387,038	7.3%	6.9%	100.0%	100.0%	100.0%		\$56,107,401

Includes all C&G fund sources

UNIVERSITY OF CALIFORNIA, RIVERSIDE
C&G Direct Expenditures Report by Fund Source
FY14-15 to FY16-17



C&G Direct and Indirect Expenditures Report by Division/Department, Fund Source and PI

ORG11 - Bourns College of Engineering

[Rerun](#)
[PDF](#) [Excel](#)

All C&G Fund Sources FY16-17

Division / Department / Fund Category / PI	Direct	Indirect	Grand Total	Realized F&A Rate
<input type="checkbox"/> Engineering - Academic (DIV102)	\$15,867,089	\$5,284,831	\$21,151,920	33.3%
<input checked="" type="checkbox"/> Bioengineering (D01285)	\$919,166	\$325,391	\$1,244,557	35.4%
<input type="checkbox"/> Chemical/Environ. Engineering (D01005)	\$4,438,826	\$1,278,018	\$5,716,844	28.8%
<input type="checkbox"/> Federal Government	\$3,403,459	\$955,517	\$4,358,976	28.1%
Balandin, Alexander Alexee (Alex)	(928)	430	(499)	-46.3%
Barsanti, Kelley C	3,330	353	3,683	10.6%
Blaha, Gregor	32,166	14,493	46,660	45.1%
Christopher, Phillip Neil	181,980	77,597	259,577	42.6%
Eulgem, Thomas	981	0	981	0.0%
Ge, Xin	420,857	154,031	574,888	36.6%
Guo, Juchen	18,262	5,813	24,076	31.8%
Jassby, David	119,665	52,451	172,115	43.8%
Kisailus, David	1,506,565	251,969	1,758,534	16.7%
Lake, Roger K	13,942	5,440	19,382	39.0%
Lavallo, Vincent	52,530	20,522	73,052	39.1%
Liu, Haizhou	49,615	22,209	71,825	44.8%
Ma, Wenbo	84,956	33,242	118,197	39.1%
Mulchandani, Ashok	66,307	23,751	90,058	35.8%
Myung, Nosang V	72,199	31,278	103,477	43.3%
Nam, Jin	503	261	764	52.0%
Roper, Caroline	4,039	1,139	5,178	28.2%
Tam, Kawai	22,517	11,646	34,163	51.7%
Tsutsui, Hideaki	1,354	745	2,099	55.0%
Walker, Sharon	149,811	56,856	206,667	38.0%
Wheeldon, Ian Richard	403,517	104,502	508,019	25.9%
Wong, Bryan M	57,619	28,261	85,879	49.0%
Wu, Jianzhong	54,021	25,369	79,390	47.0%
Yan, Ruoxue	87,651	33,159	120,810	37.8%
<input checked="" type="checkbox"/> State Agencies	\$35,629	\$5,344	\$40,973	15.0%
<input checked="" type="checkbox"/> Private	\$945,379	\$301,747	\$1,247,125	31.9%
<input checked="" type="checkbox"/> Local Government	\$54,359	\$15,411	\$69,769	28.4%
<input checked="" type="checkbox"/> Computer Science & Engineering (D01003)	\$4,298,688	\$1,519,994	\$5,818,682	35.4%
<input checked="" type="checkbox"/> Electrical & Computer Eng (D01004)	\$3,321,061	\$1,216,163	\$4,537,224	36.6%
<input checked="" type="checkbox"/> Mechanical Engineering (D01006)	\$2,889,349	\$945,265	\$3,834,614	32.7%
<input checked="" type="checkbox"/> Engineering - General (DIV101)	\$272,964	\$2,494	\$275,458	0.9%

Engr-Interdiv Pgms, Dpts & Ctr (DIV103)	\$7,166,646	\$1,283,037	\$8,449,683	17.9%
CE-CERT (D01007)	\$6,177,635	\$944,619	\$7,122,253	15.3%
Ctr for Nano Sci & Engr (D01258)	\$125,560	\$63,842	\$189,402	50.8%
Ctr for Res in Intelligent Sys (D01217)	\$311,290	\$110,438	\$421,728	35.5%
Material Sci/Engr Pgm (D01342)	\$109,168	\$6,769	\$115,937	6.2%
POEM Center in BCoE (D02058)	\$191,600	\$52,810	\$244,411	27.6%
UC-Light Research Center (D02059)	\$251,393	\$104,559	\$355,952	41.6%
Grand Total	\$23,306,699	\$6,570,362	\$29,877,061	28.2%

Run for: ORG11 - Bourns College of Engineering

- 1 -

Printed on Feb 16, 2018 Data Last Updated on Feb 15, 2018